


Technical News Bulletin

Steinhausen, October 2016



Servo Electric Take Out Spare Parts

- SETO employs a straightforward mechanism design.
- Provides the appropriate balance between takeout motion and increased mold contact time.
- Reliable and efficient ware handling provided by the Servo Electric Takeout.

Introduction

The Bucher Emhart Glass Servo Electric Takeout Mechanism (SETO) was introduced in 2003 and is a well proven design and has become an industry standard. It is designed to meet the Glass Industry requirements for precise and stable ware transfer from the molds to the conveyor dead plate. Newly formed containers are very susceptible to defects. This makes a controlled takeout motion critical for the ware handling process.

The SETO employs a straightforward mechanism design. In combination with Bucher Emhart Glass Servo control it makes the takeout motions precise and repeatable. The AC Servo control allows optimizing the speed and profiles of the takeout IN and OUT motions for each different container. This provides the appropriate balance between takeout motion and increased mold contact time.

The reliable and efficient ware handling provided by the Servo Electric Takeout is another way that Bucher Emhart Glass is making the Glass Industry more productive.


System Description

Information regarding the SETO gearbox to clarify spare parts identification and specification on installed base. The Servo Take out gear box 210-480-1 was introduced in January 2003. From January 2012 the Gear box was updated. As a complete gearbox it was a 1:1 replacement, but components within the gearbox assembly are different and this TNB is to inform of differences. Having sub-components different has caused logistic problems when receiving requests for spare parts. To improve the situation we like to inform about the differences between the two gearboxes and how to identify which one is which.


For spare parts orders and further communication contact Bucher Emhart glass Sales.

See following pages for identifying the two versions.

Below showing pictures of SETO gearbox Version 1 delivered between Jan 2003 to Jan 2014



Below showing pictures of SETO gearbox Version 2 delivered from Jan 2012 and to this date.



Serial number and Manufacturing number plate

Documentation specifying replacements:

SETO (Servo Electric Take Out)	Part Number
210-480-1 Gearbox complete from 2003 to 2012 Jan replaced by:	210-480-03
ED-7295 Gearbox complete from 2008 to 2012 Jan replaced by:	210-480-04 (210-480-02 for ref)

Spare parts for 210-480-1 from 2003 to 2012 & ED-7295 from 2008 to 2012	Part Number
OIL LEVEL GAUGE GLASS	59-18072
SLEEVE	210-12701
LEVER	210-475-01
VENT SCREW	210-487-01
NOSE SPRING PLUNGER	210-478-01
NUT	210-12197
COUPLING	59-19554
HEXNUT M10	1180-3318
HEX XOC PIPE PLUG G1/8	2260-1095
HEX SOC SET SCREW M10x40	2640-5177
LUBRICATION FITTING NPTF 1/8	1780-30
NOSE SPRING PLUNGER	210-478-01
PIPE PLUG R1/4	2260-1043
SOCHD SCREW M6x30	2640-1563
SOCHD SCREW M6x35	2640-1840
COVER, MOTOR	210-12349
COVER, MOTOR	210-12429
HANDLE	59-94637
SOCHD SCREW M6x12	2640-1718
SOCHD SCREW M6x20	2640-1719

SETO (Servo Electric Take Out)	Part Number
210-480-1 Gearbox complete from 2012 and onward replaced by:	210-480-03
ED-7295 Gearbox complete from 2012 and onward replaced by:	210-480-04

Spare parts for 210-480-1 & ED-7295 from 2012 and onward Parts represented on drawing 210-479-03	Part Number
LEVER ASSEMBLY	210-475-02
AIR PLUG	59-27877
OIL LEVEL GLASS	59-27875
SPRING PLUNGER ASSY	210-478-02
SEALING KIT	59-27879
COUPLING	59-19554

For reference:

TNB093 SETO (Servo Electric Take Out)

IS/AIS machine

14

LUBRICATION GROUP 1 & 2:
FILL GEAR BOX WITH SYNTHETIC OIL
MOBIL SHC 634 OR EQUIVALENT
COLORED SYNTHETIC OIL ONLY

LUBRICATION GROUP 3 & 4:
FILL GEAR BOX WITH SYNTHETIC OIL
MOBIL GLYDOL 460 OR EQUIVALENT
COLORED SYNTHETIC OIL ONLY

NOTE:
USE FOR MOTOR: 601-10197
AND MOTOR WITH EQUAL INTERFACE

INDEX	REVISION	DATE	GROUP DESCRIPTION	GROUP #	ITEM #	PART NO.	NOTES	NAME
1	1		GEARBOX COMPLETE	1	1	200-479-01		BUCHER emhart glass
2	1		GEARBOX COMPLETE	1	2	200-479-02	RELEASE LEVEL	EMHART GLASS SA
3	1		GEARBOX COMPLETE	1	3	200-479-03	RELEASED P/B	
4	1		GEARBOX COMPLETE	1	4	200-479-04	CREATED BY: Zdenka Kuz	
5	1		GEARBOX COMPLETE	1	5	200-479-05	CREATED ON: 20-OCT-2003	
6	1		GEARBOX COMPLETE	1	6	200-479-06	REVISED BY: Matthias Zurnhale	
7	1		GEARBOX COMPLETE	1	7	200-479-07	REVISED ON: 06-SEP-2016	
8	1		GEARBOX COMPLETE	1	8	200-479-08	REF. DRAWING: ---	
9	1		GEARBOX COMPLETE	1	9	200-479-09	MASS: 34,68 kg	
10	1		GEARBOX COMPLETE	1	10	200-479-10	REF. DRAWING: ---	
11	1		GEARBOX COMPLETE	1	11	200-479-11	SET SERIES 200	

THIS DRAWING WAS MADE ON THE "PROFENGINEER" CAD/CAM SYSTEM. ALL REVISIONS TO THIS DRAWING MUST BE MADE ON THE CAD/CAM SYSTEM. THIS DRAWING IS THE EXCLUSIVE PROPERTY OF EMHART GLASS SA AND IS TO BE TREATED BY YOU AS CONFIDENTIAL PROPRIETARY INFORMATION. THIS DRAWING, OR THE SUBJECT MATTER THEREOF, MUST NOT BE DUPLICATED OR DISCLOSED TO OTHERS WITHOUT THE EXPRESS WRITTEN CONSENT OF EMHART GLASS SA, AND MUST BE RETURNED TO EMHART GLASS SA UPON REQUEST.

Gearbox

GROUP -04 SHOWN WITH ADDITIONAL PARTS POS. 16+17 AND SCREWS

GROUP -03 SHOWN

REV	DATE	DESCRIPTION	BY	CHK
1	15.08.2003	GROUP -03 SHOWN		
2	15.08.2003	GROUP -04 SHOWN WITH ADDITIONAL PARTS POS. 16+17 AND SCREWS		
3	15.08.2003	GROUP -03 SHOWN		
4	15.08.2003	GROUP -04 SHOWN WITH ADDITIONAL PARTS POS. 16+17 AND SCREWS		
5	15.08.2003	GROUP -03 SHOWN		
6	15.08.2003	GROUP -04 SHOWN WITH ADDITIONAL PARTS POS. 16+17 AND SCREWS		
7	15.08.2003	GROUP -03 SHOWN		
8	15.08.2003	GROUP -04 SHOWN WITH ADDITIONAL PARTS POS. 16+17 AND SCREWS		
9	15.08.2003	GROUP -03 SHOWN		
10	15.08.2003	GROUP -04 SHOWN WITH ADDITIONAL PARTS POS. 16+17 AND SCREWS		
11	15.08.2003	GROUP -03 SHOWN		
12	15.08.2003	GROUP -04 SHOWN WITH ADDITIONAL PARTS POS. 16+17 AND SCREWS		
13	15.08.2003	GROUP -03 SHOWN		
14	15.08.2003	GROUP -04 SHOWN WITH ADDITIONAL PARTS POS. 16+17 AND SCREWS		
15	15.08.2003	GROUP -03 SHOWN		
16	15.08.2003	GROUP -04 SHOWN WITH ADDITIONAL PARTS POS. 16+17 AND SCREWS		
17	15.08.2003	GROUP -03 SHOWN		
18	15.08.2003	GROUP -04 SHOWN WITH ADDITIONAL PARTS POS. 16+17 AND SCREWS		
19	15.08.2003	GROUP -03 SHOWN		
20	15.08.2003	GROUP -04 SHOWN WITH ADDITIONAL PARTS POS. 16+17 AND SCREWS		
21	15.08.2003	GROUP -03 SHOWN		
22	15.08.2003	GROUP -04 SHOWN WITH ADDITIONAL PARTS POS. 16+17 AND SCREWS		
23	15.08.2003	GROUP -03 SHOWN		
24	15.08.2003	GROUP -04 SHOWN WITH ADDITIONAL PARTS POS. 16+17 AND SCREWS		
25	15.08.2003	GROUP -03 SHOWN		
26	15.08.2003	GROUP -04 SHOWN WITH ADDITIONAL PARTS POS. 16+17 AND SCREWS		
27	15.08.2003	GROUP -03 SHOWN		
28	15.08.2003	GROUP -04 SHOWN WITH ADDITIONAL PARTS POS. 16+17 AND SCREWS		
29	15.08.2003	GROUP -03 SHOWN		
30	15.08.2003	GROUP -04 SHOWN WITH ADDITIONAL PARTS POS. 16+17 AND SCREWS		
31	15.08.2003	GROUP -03 SHOWN		
32	15.08.2003	GROUP -04 SHOWN WITH ADDITIONAL PARTS POS. 16+17 AND SCREWS		
33	15.08.2003	GROUP -03 SHOWN		
34	15.08.2003	GROUP -04 SHOWN WITH ADDITIONAL PARTS POS. 16+17 AND SCREWS		
35	15.08.2003	GROUP -03 SHOWN		
36	15.08.2003	GROUP -04 SHOWN WITH ADDITIONAL PARTS POS. 16+17 AND SCREWS		
37	15.08.2003	GROUP -03 SHOWN		
38	15.08.2003	GROUP -04 SHOWN WITH ADDITIONAL PARTS POS. 16+17 AND SCREWS		
39	15.08.2003	GROUP -03 SHOWN		
40	15.08.2003	GROUP -04 SHOWN WITH ADDITIONAL PARTS POS. 16+17 AND SCREWS		
41	15.08.2003	GROUP -03 SHOWN		
42	15.08.2003	GROUP -04 SHOWN WITH ADDITIONAL PARTS POS. 16+17 AND SCREWS		
43	15.08.2003	GROUP -03 SHOWN		
44	15.08.2003	GROUP -04 SHOWN WITH ADDITIONAL PARTS POS. 16+17 AND SCREWS		
45	15.08.2003	GROUP -03 SHOWN		
46	15.08.2003	GROUP -04 SHOWN WITH ADDITIONAL PARTS POS. 16+17 AND SCREWS		
47	15.08.2003	GROUP -03 SHOWN		
48	15.08.2003	GROUP -04 SHOWN WITH ADDITIONAL PARTS POS. 16+17 AND SCREWS		
49	15.08.2003	GROUP -03 SHOWN		
50	15.08.2003	GROUP -04 SHOWN WITH ADDITIONAL PARTS POS. 16+17 AND SCREWS		
51	15.08.2003	GROUP -03 SHOWN		
52	15.08.2003	GROUP -04 SHOWN WITH ADDITIONAL PARTS POS. 16+17 AND SCREWS		
53	15.08.2003	GROUP -03 SHOWN		
54	15.08.2003	GROUP -04 SHOWN WITH ADDITIONAL PARTS POS. 16+17 AND SCREWS		
55	15.08.2003	GROUP -03 SHOWN		
56	15.08.2003	GROUP -04 SHOWN WITH ADDITIONAL PARTS POS. 16+17 AND SCREWS		
57	15.08.2003	GROUP -03 SHOWN		
58	15.08.2003	GROUP -04 SHOWN WITH ADDITIONAL PARTS POS. 16+17 AND SCREWS		
59	15.08.2003	GROUP -03 SHOWN		
60	15.08.2003	GROUP -04 SHOWN WITH ADDITIONAL PARTS POS. 16+17 AND SCREWS		
61	15.08.2003	GROUP -03 SHOWN		
62	15.08.2003	GROUP -04 SHOWN WITH ADDITIONAL PARTS POS. 16+17 AND SCREWS		
63	15.08.2003	GROUP -03 SHOWN		
64	15.08.2003	GROUP -04 SHOWN WITH ADDITIONAL PARTS POS. 16+17 AND SCREWS		
65	15.08.2003	GROUP -03 SHOWN		
66	15.08.2003	GROUP -04 SHOWN WITH ADDITIONAL PARTS POS. 16+17 AND SCREWS		
67	15.08.2003	GROUP -03 SHOWN		
68	15.08.2003	GROUP -04 SHOWN WITH ADDITIONAL PARTS POS. 16+17 AND SCREWS		
69	15.08.2003	GROUP -03 SHOWN		
70	15.08.2003	GROUP -04 SHOWN WITH ADDITIONAL PARTS POS. 16+17 AND SCREWS		
71	15.08.2003	GROUP -03 SHOWN		
72	15.08.2003	GROUP -04 SHOWN WITH ADDITIONAL PARTS POS. 16+17 AND SCREWS		
73	15.08.2003	GROUP -03 SHOWN		
74	15.08.2003	GROUP -04 SHOWN WITH ADDITIONAL PARTS POS. 16+17 AND SCREWS		
75	15.08.2003	GROUP -03 SHOWN		
76	15.08.2003	GROUP -04 SHOWN WITH ADDITIONAL PARTS POS. 16+17 AND SCREWS		
77	15.08.2003	GROUP -03 SHOWN		
78	15.08.2003	GROUP -04 SHOWN WITH ADDITIONAL PARTS POS. 16+17 AND SCREWS		
79	15.08.2003	GROUP -03 SHOWN		
80	15.08.2003	GROUP -04 SHOWN WITH ADDITIONAL PARTS POS. 16+17 AND SCREWS		
81	15.08.2003	GROUP -03 SHOWN		
82	15.08.2003	GROUP -04 SHOWN WITH ADDITIONAL PARTS POS. 16+17 AND SCREWS		
83	15.08.2003	GROUP -03 SHOWN		
84	15.08.2003	GROUP -04 SHOWN WITH ADDITIONAL PARTS POS. 16+17 AND SCREWS		
85	15.08.2003	GROUP -03 SHOWN		
86	15.08.2003	GROUP -04 SHOWN WITH ADDITIONAL PARTS POS. 16+17 AND SCREWS		
87	15.08.2003	GROUP -03 SHOWN		
88	15.08.2003	GROUP -04 SHOWN WITH ADDITIONAL PARTS POS. 16+17 AND SCREWS		
89	15.08.2003	GROUP -03 SHOWN		
90	15.08.2003	GROUP -04 SHOWN WITH ADDITIONAL PARTS POS. 16+17 AND SCREWS		
91	15.08.2003	GROUP -03 SHOWN		
92	15.08.2003	GROUP -04 SHOWN WITH ADDITIONAL PARTS POS. 16+17 AND SCREWS		
93	15.08.2003	GROUP -03 SHOWN		
94	15.08.2003	GROUP -04 SHOWN WITH ADDITIONAL PARTS POS. 16+17 AND SCREWS		
95	15.08.2003	GROUP -03 SHOWN		
96	15.08.2003	GROUP -04 SHOWN WITH ADDITIONAL PARTS POS. 16+17 AND SCREWS		
97	15.08.2003	GROUP -03 SHOWN		
98	15.08.2003	GROUP -04 SHOWN WITH ADDITIONAL PARTS POS. 16+17 AND SCREWS		
99	15.08.2003	GROUP -03 SHOWN		
100	15.08.2003	GROUP -04 SHOWN WITH ADDITIONAL PARTS POS. 16+17 AND SCREWS		

LISTED ON DRAWING 210-479-00
 THIS DRAWING AND THE SUBJECT MATTER THEREIN, IS THE EXCLUSIVE PROPERTY OF EMHART GLASS SA AND IS TO BE HAD BY YOU
 SO LONG AS YOU HAVE THE SUBJECT MATTER THEREIN. THIS DRAWING IS NOT TO BE REPRODUCED OR TRANSMITTED IN ANY
 FORM OR BY ANY MEANS, ELECTRONIC OR MECHANICAL, INCLUDING PHOTOCOPYING, RECORDING, OR BY ANY INFORMATION
 STORAGE AND RETRIEVAL SYSTEM, WITHOUT THE WRITTEN PERMISSION OF EMHART GLASS SA. ALL RIGHTS ARE RESERVED.
 ALL REVISIONS TO THIS DRAWING MUST BE MADE ON THE CAD/CAM SYSTEM.
 THIS DRAWING WAS MADE ON THE PROENGINEER CAD/CAM SYSTEM.

